

SAMPLE

S H A K E
S P E A R E

As You Like It

2026 FAMILY BOOK CLUB GUIDE



Read-Aloud Revival

Contents

WELCOME TO SHAKESPEARE WITH READ-ALoud REVIVAL

Part 1: How to Use This Guide	4
◦ Step 1: Gather Book & Supplies	6
◦ Step 2: Choose a Retelling	6
◦ Step 3: Begin!	7
Part 2: Shakespeare: <i>As You Like It</i>	8
◦ Week 1: Introduction to Shakespeare and <i>As You Like It</i>	10
◦ Week 2: Acts I & II	24
◦ Week 3: Acts III & IV	42
◦ Week 4: Act V & Close	55
Part 3: Resources	68
◦ Suggested Schedule	69
◦ Live Events Information	70
◦ <i>As You Like It</i> Retellings	71
◦ Reader's Theatre Information	71
◦ Costume Suggestions	72
◦ <i>As You Like It</i> Puppets	73
◦ <i>As You Like It</i> Character Map	84
◦ Master Supply List	85
◦ Memorization Pages	89
◦ Printable Recipes	92
◦ Related Reads About Shakespeare	96



Welcome to Shakespeare with Read-Aloud Revival

Welcome to Shakespeare with Read-Aloud Revival, where we'll spend four weeks with Sarah and the Bard, filling our summer days with **just enough adventure** (and hilarity) to keep your kids **asking for more**.

This guide uses RAR's relaxed, bookish approach to help your whole family enjoy a simple, rich, and lively reading experience this summer. We're going to dive into one of Shakespeare's lesser-known comedies, *As You Like It*, and between brotherly disputes, banished families, and, as always, a trapeze into the wild woods - it's a venture worth embarking on!

Throughout the summer, you'll **READ, RELATE, and REMEMBER**.

Relaxed. Simple. Fun. Get ready to have a Shakespeare adventure your family won't forget.



XO,

Sarah Mackenzie

TIP

Watch Sarah's "Welcome to Your Summer Adventure" intro video [here!](#)



How to Use This Guide

A **simple schedule** is best for summer, AND for Shakespeare. We recommend taking a relaxed approach to your family's reading life during this season. Spend a little time with a video from Sarah each week as we explore William Shakespeare's play, *As You Like It*.

Shakespeare with RAR will help you and your kids grow to enjoy Shakespeare for the sheer thrill of it.

Think of this guide as a menu: you don't order everything on the menu at a restaurant, and you don't need to do everything included in the guide. Just pick and **choose whatever best suits** your family's season and appetite!



Simply print this guide or pull it up [HERE](#) to access it from your phone/tablet.

HERE'S HOW OUR RAR SHAKESPEARE: AS YOU LIKE IT GUIDE IS SET UP:



Start off each week with a 20-min "Looking Closely" video from Sarah. She'll invite you to dive into the comedic play, *As You Like It* through a character map (printable on page 84) and discussion of the play, uncovering one to two acts per week. She'll also share a weekly acting tip with you!



After watching that week's Looking Closely video, **read together in a group!**

- For **Week 1:** We recommend ONE of our suggested retellings (see next page).
- For **Weeks 2-4:** Readings from our *The Read-Aloud Revival Readers' Theatre: As You Like It*.
 - *The RAR Readers' Theatre* was crafted from Shakespeare's original play and uses his original language. You can find the retellings and RAR Readers' Theatre [on this page](#).




Enjoy a treat each week for a memorable tie-in to your *As You Like It* experience. You may choose to sprinkle in a "read-aloud extra" activity or two as interested.



Shakespeare intended for his plays to be **experienced**, not simply read-aloud. You'll find two suggestions for adding a little theatrical magic to your read-aloud times:

- Put a few **homespun costumes** together from our "Costume Suggestions" list on page 72.
- Print and cut out the **Shakespeare puppets** on [pages 73-83](#).



1

Gather Printables and Supplies

HERE'S WHAT YOU'LL NEED:

- 1 **ONE** suggested retelling or full audiobook production (see below).
- 2 One or multiple copies of the ***The Read-Aloud Revival's Readers' Theatre: As You Like It*** to read aloud. This can be found on the RAR Shakespeare: *As You Like It* page [HERE](#). (QR Code below)
- 3 **Costume** pieces or printable **Shakespeare Puppets**.
- 4 **Printable Recipes and Activities Supply List** (You'll find supply lists week-by-week, or you can find a Master Supply List on page 85.)

2

Choose a Retelling

To get to know the play *As You Like It*, we recommend diving into the story through one of these classic retellings:



"As You Like It" from *Beautiful Stories from Shakespeare*
by Edith Nesbit
(10 pages, great for all ages)



"As You Like It" from *Tales from Shakespeare*
by Charles and Mary Lamb
(16 pages, great for all ages)



If your family is familiar with this play, then we invite you to enjoy a **fully dramatized audio recording production of the play** in its entirety.

- [As You Like It: Arkangel Shakespeare](#) (Runs 2 hours, 27 minutes. Great for ages 10+)



READERS' THEATRE & RETELLINGS

can be found on the RAR Shakespeare: *As You Like It* page [here](#).



3

Begin!

Now it's time to begin.

Turn to the next page to begin your first week with *As You Like It*. Happy reading and acting!

SHARE PHOTOS OF YOUR FAMILY'S SHAKESPEARE WITH RAR EXPERIENCE!



If you're an RAR Premium member, be sure to add your pictures to the member [Forum](#).



You can also share your family's adventures by emailing us at support@readaloudrevival.com



@READALOUDREVIVAL • #SHAKESPEARESUMMER

Tag us on social [@readaloudrevival](#) using the hashtag [#shakespearewithrar](#) so we don't miss seeing your fun in action!

Have fun!



Part 2

Shakespeare:
As You Like It





LOOKING
CLOSELY



Watch [this 23-min video](#) from Sarah to dive into Shakespeare with your kids!

Welcome to Shakespeare Summer!

We are so glad that you're here as we explore one of Shakespeare's most delightful comedies: *As You Like It*.

Here's the thing: **Shakespeare never meant for his plays to be just read—he meant for them to be experienced.** His plays were meant to be seen and heard by an audience and performed by actors.

When we approach Shakespeare with curiosity and playfulness, especially in a family or small group setting, something magical happens. His stories come alive, and we realize that they are full of adventure, humor, mischief, sorrow, heartbreak, and even a little chaos—just like real life!

Above all, Shakespeare's plays were **meant to be enjoyed.**





LOOKING
CLOSELY

INTRODUCING SHAKESPEARE SUMMER

We'll be exploring *As You Like It* over four weeks.



where we are now!

WEEK 1

In the Looking Closely video, I'm going to **introduce you to the characters and then invite you to read a retelling of the play**. I always recommend reading a retelling of a Shakespeare play before diving into Shakespeare's actual language.

We've included two retellings of *As You Like It* to choose from, either the one by Charles and Mary Lamb or the one by Edith Nesbit. Simply read the story and enjoy it.

WEEKS 2, 3, AND 4

We'll work our way through all five Acts of *As You Like It*. Each week we'll do three things together:

- 1 **You'll watch a Looking Closely video.** We'll walk you through exactly what's happening in the story.
- 2 **We'll take a closer look at one or two passages** from Shakespeare's language. I told you that Shakespeare's language can be a little tricky until you learn a few keys to unlock the passages. We'll do that together so you can see how it's done.
- 3 **You'll get a chance to perform** the play together using the Reader's Theatre.





LOOKING CLOSELY

THE CHARACTER MAP

One of the trickiest parts of any Shakespeare play is simply keeping track of **who is who**.

We're going to start by creating a **character map**. I always do this when I'm reading and learning a new Shakespeare play. I highly recommend the practice of **drawing a character map**, or you can just follow along with the **printable Character Map on page 84** and watch me draw on the screen.

Let me begin by introducing you to the characters.

ORLANDO: the younger brother Rosalind falls in love with

OLIVER: the older brother who is very unkind to Orlando

ADAM: Servant to Oliver

ROSALIND: Duke Senior's daughter

CELIA: Duke Frederick's daughter, and Rosalind's best friend

TOUCHSTONE: the court fool

DUKE SENIOR: the rightful duke who has been banished

JAQUES: a very thoughtful (and slightly gloomy) philosopher who joins Duke Senior in his banishment at the Forest of Arden

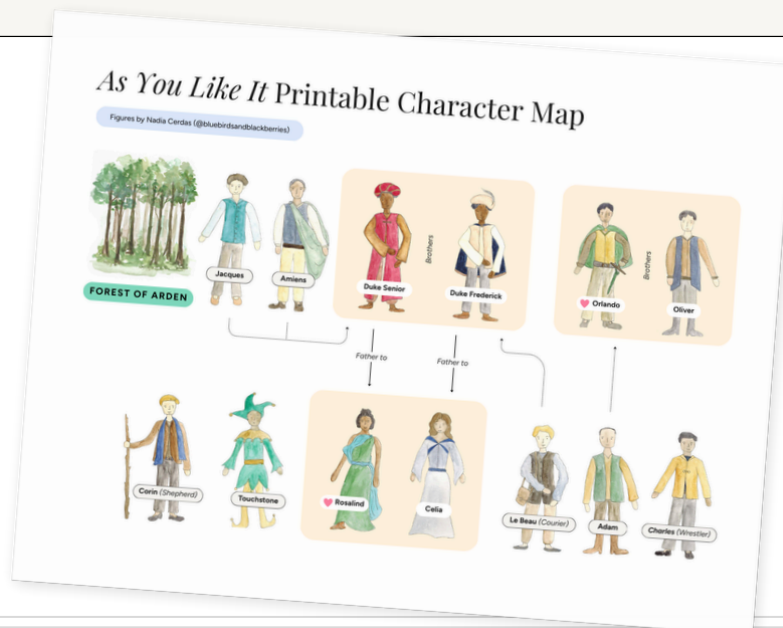
AMIENS: an attendant to Duke Senior who also goes to the Forest of Arden with Duke Senior

DUKE FREDERICK: Duke Senior's brother who took over the court

CHARLES: the wrestler

LE BEAU: Duke Senior's attendant

CORIN: a shepherd they meet in the Forest of the Arden





LOOKING
CLOSELY

SHAKESPEARE
As You Like It

Acts One & Two

WEEK TWO



Read-Aloud Revival



Watch [this 22-min video](#) from Sarah to
dive into Shakespeare with your kids!

I hope you loved the *As You Like It* retelling. We're going to have so much fun with this story.

Last week we talked about **why Shakespeare's plays are so impactful**. We also met the important characters and kicked off the play with a banishment that sends people into the Forest of Arden.

If you printed out the **character map** from your guide, this would be a great time to grab it to follow along.

Ready? Let's jump in.

SETTING THE SCENE: WHERE ARE WE?


Here at the beginning of the play, we are in **two very different worlds**.

The first world is **the court**. The court is formal, political, and where power struggles happen.

Duke Frederick has taken power from his brother, Duke Senior. He banished him, in fact, and Duke Senior fled to the Forest of Arden, which is the second world.

In many of his plays, Shakespeare uses something we call "**the green world**." If you've explored Shakespeare's other plays before, especially *A Midsummer Night's Dream*, you might recognize this pattern. The city or court is where problems happen. The forest (or the "green world") is where everything gets interesting, and often is confusing or chaotic. And sometimes, delightfully ridiculous. Usually, at the end, there's a return to the main world, but everyone is different now.

But before we get there, quite a lot has to happen.





REMEMBER
Rooting the story
in memory

Around-the-Table

TRAIL MIX

Pick up a bag of **trail mix** to enjoy while you read-aloud and play. Should you find yourself “banished” out-of-doors, you’ll want sustenance so you don’t faint with hunger like some of our characters!

WANT TO TRY YOUR HAND AT A TIME PERIOD SNACK? MAKE COMFITS!

What are **comfits**? They’re candied snacks that were exceptionally popular amongst the wealthy in Elizabethan times, favored as breath fresheners, digestive aids, and symbols of status. These candies, consisting of seeds, nuts, or spices coated in hardened sugar, were often served at the end of meals during the “banquet” course.

These might have been popular amongst the court spectators of the wrestling match between Orlando and Charles.

Find the printable recipe on page 93.



Another way to enjoy a sensory experience is to pull up the curated **playlist** for this season. You can find it [here](#).

Save a Passage

Are there any selections you’d like to remember from this play or the retelling you read? Save them!

TIP

You can save passages in either an individual reader’s journal, or create a family journal to store everyone’s favorite passages in one place!



Live Events

MAMAS SHAKESPEARE Q&A WITH SARAH MACKENZIE



Tuesday, June 23 at 5pm PT/ 6pm MT/ 7pm CT/ 8pm ET

Mamas, do you have questions about how to enjoy Shakespeare with your kids? Join us in this fun and helpful Q&A session! Submit questions for Sarah [here](#) by Thursday, June 18, 2026 and we'll get to as many as we can!

RAR FAMILY SHAKESPEARE CELEBRATION



Friday, July 31 at 11am PT/ 12pm MT/ 1pm CT/ 2pm ET



Best for: All ages!

Let's celebrate all of your fun and fantastic talent! Join Sarah and the RAR Team for a live event full of games, giveaways, and the part we are most excited about:

A **slideshow of *As You Like It* performances** from the Read-Aloud Revival community—**that's YOU!**

Submit your family's pictures and video clips (up to 2G) in [this Dropbox folder](#) by Friday, July 15, 2026.

We can't wait to see the fun you're having!



SAVE IT TO YOUR CALENDAR!

Scan or click [here](#) to see all upcoming RAR events and add them to your calendar.



As You Like It Printable Puppets

Puppets are a wonderful way to engage with and act out Shakespeare's plays! Simply print, cut out, color (if coloring in your own), and glue or tape to popsicle sticks!

Directions:

Simply print, cut out, color (if coloring in your own puppets), and glue or tape to popsicle sticks!

Supplies

- Cardstock paper
- Printer
- Coloring pencils or crayons (if coloring in your own puppets)
- Scissors
- Popsicle sticks
- Tape/glue



MEET NADIA

I'm Nadia, the creator of Bluebirds + Blackberries, where I help families bring Shakespeare to life with puppets, artist studies, and more. I began creating Shakespeare puppets when I was 11 as a whimsical way for my family to keep track of the characters during Shakespeare lessons. Since then, I've created puppets for over a dozen different plays, and also designed artist studies and recitation sheets to help Shakespeare lessons feel rich and vibrant.

When I'm not designing resources, you can find me baking delicious treats, reading books, or training towards my dream of being a professional ballerina. Every purchase from my small business helps to fund my ballet journey, and I'm so grateful for everyone who helps me pursue my dreams. You can connect with me on my Instagram, @bluebirdsandblackberriesstudio, or visit my website, bluebirdsandblackberries.com.

As You Like It Printable Character Map

Join Sarah as she draws out her weekly Character Map in the Looking Closely videos! Whether you choose to draw your own "stick figure" character map, or print the provided map on page 84, we know you'll have fun following along!

Supplies

- Cardstock paper
- Printer



Act II Memorization

 PRINTER-FRIENDLY!

“All the world’s a stage,
And all the men and women
merely players;
They have their exits and
their entrances,
And one man in his time
plays many parts . . .”


ACT 2, SCENE 7



Related Reads About Shakespeare

Can't quite get enough of reading this book? Here's a list of related books we recommend. After all, reading begets reading: the more you read, the more you want to read!

PICTURE BOOKS




[WILL'S WORDS: HOW WILLIAM SHAKESPEARE CHANGED THE WAY YOU TALK](#)

by Jane Sutcliffe, illustrated by John Shelley

When Jane Sutcliffe sets out to write a book about William Shakespeare and the Globe Theatre, in her own words, she runs into a problem: Will's words keep popping up all over the place! After all, Will is responsible for such familiar phrases as "what's done is done" and "too much of a good thing." He even helped turn "household words" into household words.


As readers will discover, "the long and the short of it" is this: Will changed the English language forever.



[WHERE'S WILL?](#)

by Anna Claybourne

Just like "Find Waldo," but set it in Shakespeare's plays and find characters in the beautifully detailed illustrations.



[WILLIAM SHAKESPEARE AND THE GLOBE](#)

by Aliko

A nonfiction picture book packed with info about the man who was Shakespeare, the Globe Theatre, and many of Shakespeare's plays. An excellent resource to keep in your home library.

More on the next page . . .

