

READ-ALOUD REVIVAL



**WE'LL BE STARTING
IN JUST A MOMENT!**



READ-ALoud
REVIVAL



MASTER CLASS
with Sarah Mackenzie

HOMESCHOOLING
THE EARLY YEARS

WITH PURPOSE, PASSION,
& UNSHAKABLE PEACE





WELCOME!

- 1) USE THE CHAT BOX TO INTERACT WITH OTHER ATTENDEES. —> DOUBLE CHECK THAT YOU ARE SENDING TO "EVERYONE."
- 2) USE THE Q&A BOX TO ASK QUESTIONS YOU WANT ME TO SEE
- 3) LOOK FOR RAR TEAM MEMBERS KARA & KORTNEY IN THE CHATBOX, AS THEY ARE A HUGE HELP TO ALL OF US.



Homeschooling the Early Years Master Class Workbook

Table of Contents

2-3	Before Class Begins
4-5	First Things
6-8	Workshop Notes
9	Plan of Action
10	Resources

© 2014 Sonlight Education, LLC

EARLY YEARS

Workbook Assignment

Look for one golden nugget.

Workbook Assignment

PAGE 5: What are some of your worries about homeschooling the early years?


3) List your fears. What worries you most about homeschooling your kids under 8?
Don't edit here- just let it all out. Brain dump on the page. No one needs to see this except for you.



HOLD, PLEASE. Don't go any further. The rest of the workbook is meant to be filled out during class.



Tracy Rich My ability to feed their love of learning (vs crushing it). Finding the balance between doing an appropriate amount/level of work for each individual- without pushing too hard or too much too early.

Like · Reply ·  24 · September 2 at 8:21 am



Katie Knapp Deciphering whether the reason your child isn't reading well is because she isn't ready yet, or is it a learning disability, like dyslexia.

Like · Reply ·  40 · September 2 at 8:12am · Edited



Michelle Deal I feel your pain. Today my son has me convinced something else is going on besides not reading good yet. Tomorrow I hope he surprises me with better reading. My daughter just read so naturally and quickly. So different

Like · Reply ·  1 · September 2 at 9:29am



Jennifer Anne Yes! This!

Like · Reply · September 2 at 11:41am



Jen Latvala Yes

Like · Reply · September 2 at 9:00pm





Elizabeth Higbee Doing enough school (but not too much) while paying attention to littles and maybe not letting my house get destroyed in the process.

Like · Reply · 38 · September 2 at 8:09am



Rebecca Schreiber Me too.

Like · Reply · September 2 at 8:29am



Aimee Gonzalez Niebuhr Yes!

Like · Reply · September 2 at 8:29am



Melissa Hargreaves Sweeney Yeah, I haven't been able to school well and spare the house. Well, except for permanent damage, most of the time. Lol!

Like · Reply · 1 · September 2 at 8:30am



Lizzy Darcy Now, that's a hard one right there

Like · Reply · September 2 at 8:58am



Erin Riedesel Schroeder Yes to all this

Like · Reply · September 2 at 9:23am



Holly Grotke Sounds familiar. 😊

Like · Reply · September 3 at 11:30am



Anne Marie To not squelch their natural curiosity with my tendency to "follow the curriculum"!!

Like · Reply ·  6 · September 2 at 8:26am



Jacqueline Blow How can I get it all in and not lose their interest? Am I doing enough? Am I doing to little?

Like · Reply ·  3 · September 2 at 10:26am



Alexandra Howard Keeping markers out of reach!

Like · Reply · 8 · September 2 at 8:15am



Diana Meredith Haha, yes!!

Like · Reply · 1 · September 2 at 8:21am



Emily Muller Markers are verboden in our house after a furniture incident last year, lol!

Like · Reply · 1 · September 2 at 8:34am



The key to great homeschooling is to focus less on manufacturing a learning experience, **and more on living life well with your child.**

Just now there is a tendency to forget that the school is only a preparation for the home, and not the home a mere jumping off place for the school.

-G.K. Chesterton

What do you wish you could
tell your former self about
homeschooling the early years?



Kim Nicolalde Calm down!! Really. Relax. Stop comparing your child, your parenting, your messy house to anyone else's. Teach the child in front of YOU. You can't get "behind" if you view education as a lifelong journey because there is no finish line. So you keep plugging away making whatever progress YOUR child is capable of. Read aloud all the time. Poetry tea time every week. Enjoy the journey it goes faster than you think. ❤️

Unlike · Reply · 👍 81 · August 27 at 6:23pm · Edited



Debbie Howley Wallace CHILL OUT! It's about relationships, not results. Also, make your objectives clear - as a parent, as a homeschooler in general and for each child each year specifically. Then use THAT to figure out what to do, not the latest curriculum everyone is talking about.




Jamie Pohlman Oh boy. How about, slow down. Enjoy the moments. You can't always hold them, gaze at ants in wonder, watch a bubble and giggle with glee. Slow down mammas. Forget the worksheets, the drills, teaching to read at 4. Enjoy trips to the zoo, walks in the park, reading picture books. It won't last long. --mom oh junior in HS, freshman in HS, 6th and 4th grade.

Like · Reply ·  2 · 18 hrs



Stacy Raymond Don't try to do so much 'curriculum'. Spend time instead in Nature study, going on Field trips, on art projects and poetry. It really is better late than early.



Diane 'Gans' Herzbrun Relax, it all evens out eventually. Go more places and play more games. Teach household chores and cooking as part of the curriculum.



Karen Holley Jett Relax, love on them, read to them all the time, have more hot cocoa, & realize they'll learn to read fluently on their time table not mine.



Kim Hultt Have fun!!! Enjoy yourself!!! Pick a focus in math and reading and just show up and do it daily. Then go have more fun! Develop good work habits and helping habits. Learn to look for ways to help people and get out there and do it!

Workbook Assignment

PAGE 6

Workshop Notes

5 AREAS TO FOCUS ON:

1. _____
2. _____
3. _____
4. _____
5. _____



1) CULTIVATE _____

Notes:

HOW ARE YOU DOING?

0...1...2...3...4...5

5 areas to focus on

Cultivate good habits

Offer rich real-life experiences

Be consistent with short lessons

Read aloud (a lot)

Add beauty

Cultivate good habits

Give age-appropriate chores & walk
your child through them

Ages 2 and 3

- Help make the beds
- Help pick up toys
- Help pick up the yard
- Take their dirty laundry to the laundry basket
- Fill a pet's water and food bowls (with help)
- Dust

Tips: *You'll need to supervise & stay with them.
At this age, try to remember that you are training them so that they are helpful later, even if it feels like more work than it's worth right now!*

Ages 4 and 5

- Get dressed
- Make their bed with minimal parental help
- Bring their things from the car to the house
- Help set & clear the table
- Help prepare food
- Match socks in the laundry
- Be responsible for a pet's food and water bowl
- Clean floors with a dry mop or washrag
- Use a handheld vacuum with close supervision

Tips: *You are still not going to feel like they are a tremendous help. That's okay! That's not the point. :)*

Ages 6 and 7

- Make their bed
- Brush teeth & comb hair
- Choose the day's outfit and get dressed
- Vacuum individual rooms
- Wet mop individual rooms
- Fold laundry (just lower your expectations)
- Put their laundry away
- Put away dishes from the dishwasher
- Help prepare food
- Empty indoor trash cans

Tips: They are probably starting to get more helpful, but remember to inspect what you expect. :)

Rhythms & routines for
each day go a long way-
they order both the day and the soul

- Read-aloud time
- Craft time (watercolors, play dough, cutting & gluing, coloring, etc)
- Quiet time (reading stations)
- Take a walk
- Play outside
- Walk to the mailbox
- Morning prayer
- Puzzle time

Offer rich real-life experiences

- Go on outings (bakery, post office, grocery store, farmer's market, library, etc)
- Bake something
- Work in the garden
- Finger knitting
- Pick apples & make applesauce
- Field trips with a homeschool group
- Visit daddy at work

Be consistent with short lessons

Reading, Writing, and Math

- Remember that earlier is *not* better
- 10 minutes max per lesson
- Short periods of time on most days is far better than hitting it once or twice each week in longer lessons
- Getting to it every day isn't realistic for most of us. Shoot for *most* days.
- Marking a calendar will help you see your progress and keep your momentum

- 2016 -

JANUARY						
					1	2
					X	
3	4	5	6	7	8	9
		X	X	X		
10	11	12	13	14	15	16
				X	X	
17	18	19	20	21	22	23
	X	X	X	X	X	X
24	25	26	27	28	29	30
		X	X			X
31						

FEBRUARY						
	1	2	3	4	5	6
	X	X	X	X		
7	8	9	10	11	12	13
		X	X	X		
14	15	16	17	18	19	20
X	X	X				
21	22	23	24	25	26	27
			X		X	
28	29					
	X					

MARCH						
		1	2	3	4	5
			X		X	
6	7	8	9	10	11	12
	X	X	X			
13	14	15	16	17	18	19
			X	X		
20	21	22	23	24	25	26
X	X	X	X			X
27	28	29	30	31		
		X		X		

APRIL						
					1	2
					X	
3	4	5	6	7	8	9
		X		X		
10	11	12	13	14	15	16
	X	X	X	X		
17	18	19	20	21	22	23
	X	X			X	
24	25	26	27	28	29	30
	X		X			X

MAY						
1	2	3	4	5	6	7
				X		
8	9	10	11	12	13	14
	X		X	X		
15	16	17	18	19	20	21
X	X	X			X	
22	23	24	25	26	27	28
	X			X	X	X
29	30	31				
X		X				

JUNE						
			1	2	3	4
				X		X
5	6	7	8	9	10	11
	X			X		
12	13	14	15	16	17	18
X	X	X				X
19	20	21	22	23	24	25
		X	X	X		
26	27	28	29	30		
	X	X				

JULY						
					1	2
					X	
3	4	5	6	7	8	9
10	11	12	13	14	15	16
			X	X	X	
17	18	19	20	21	22	23
	X	X				X
24	25	26	27	28	29	30
			X	X	X	
31						

AUGUST						
	1	2	3	4	5	6
					X	
7	8	9	10	11	12	13
14	15	16	17	18	19	20
	X			X		
21	22	23	24	25	26	27
		X				
28	29	30	31			
			X			

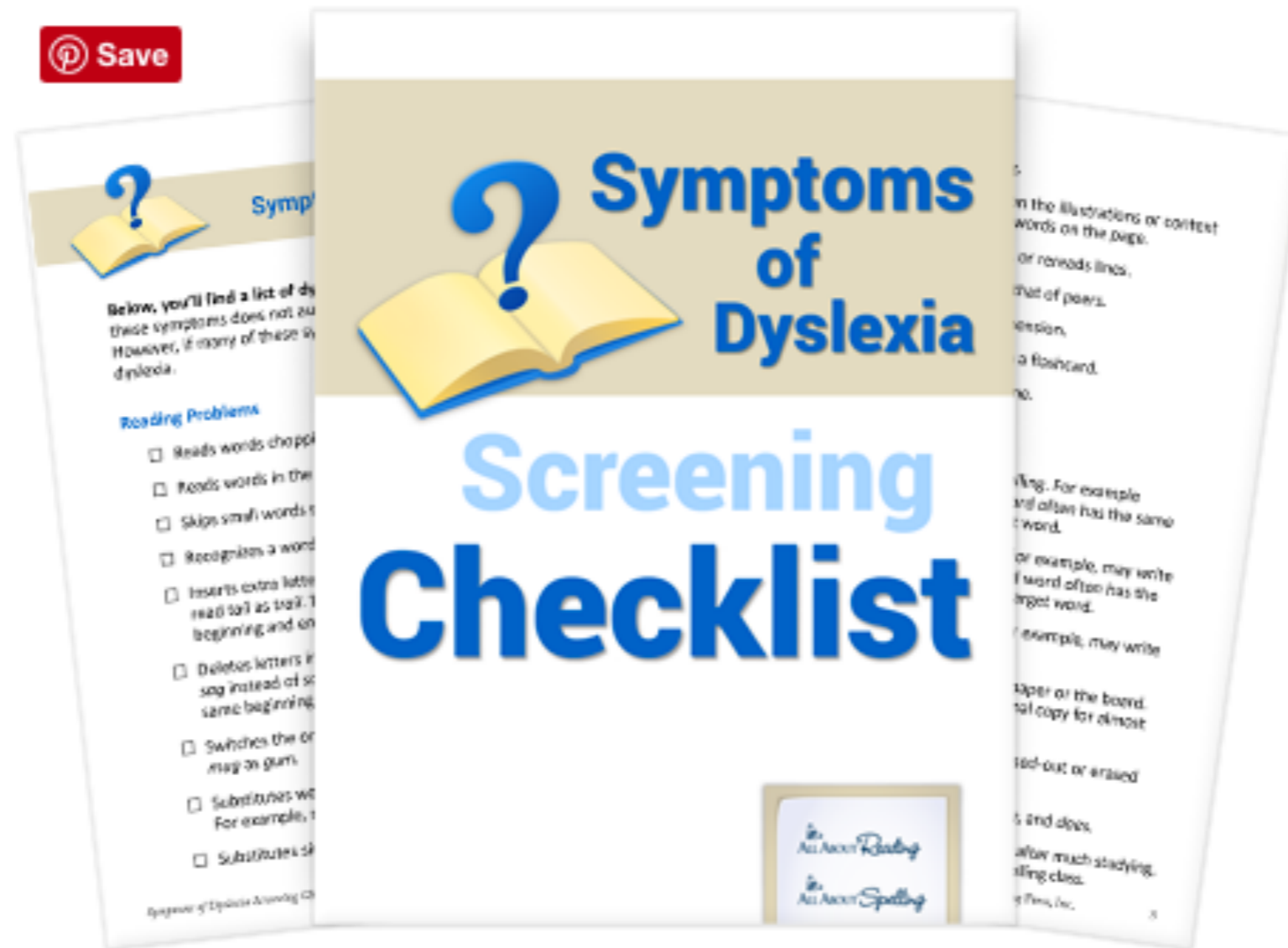
SEPTEMBER						
				1	2	3
4	5	6	7	8	9	10
			X	X	X	
11	12	13	14	15	16	17
	X	X	X	X	X	
18	19	20	21	22	23	24
		X	X			X
25	26	27	28	29	30	
	X	X			X	

Reading (phonics) recommendation: All About Reading



<http://bit.ly/AARReading>

Do you suspect Dyslexia?



<http://bit.ly/dyslexiachecklist>

Handwriting recommendation:


Handwriting Without Tears



<http://hwtears.com>

Math recommendation:

Math-U-See



<http://mathusee.com>

Read aloud (a lot)

A Storybook Year by Elizabeth Foss

<http://bit.ly/storybookyear>



FI♥AR
five in a row ~ loving learning

five in a row
volume 1



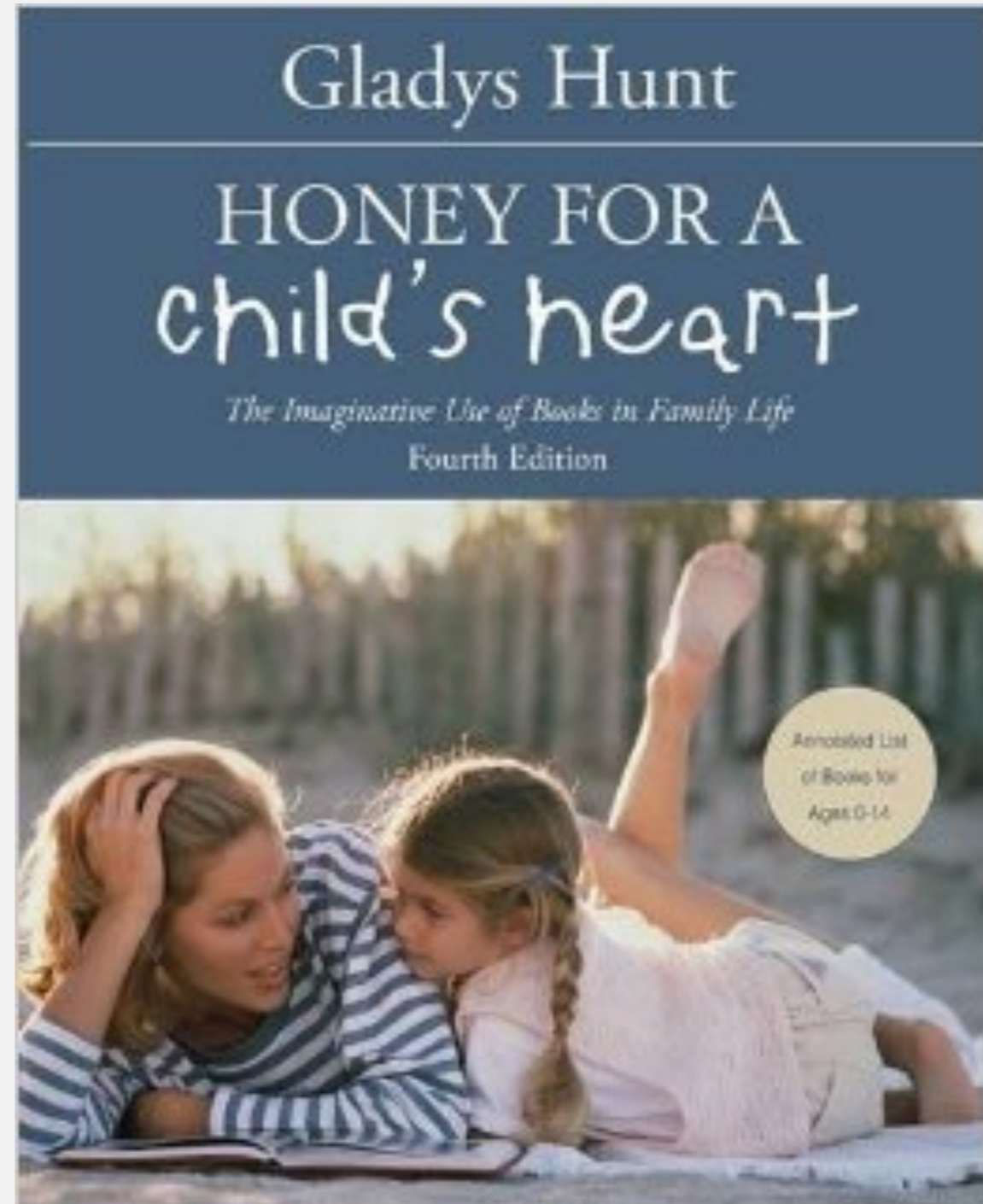
by Jane Claire Lambert

Five in a Row

by Jane Lambert




fiveinarow.com

**Honey for a
Child's Heart**
by Gladys Hunt



Best Picture Books to read aloud

A printable version of this list is available at the [main booklist page](#).



RAR Booklist

Look on your
member dashboard

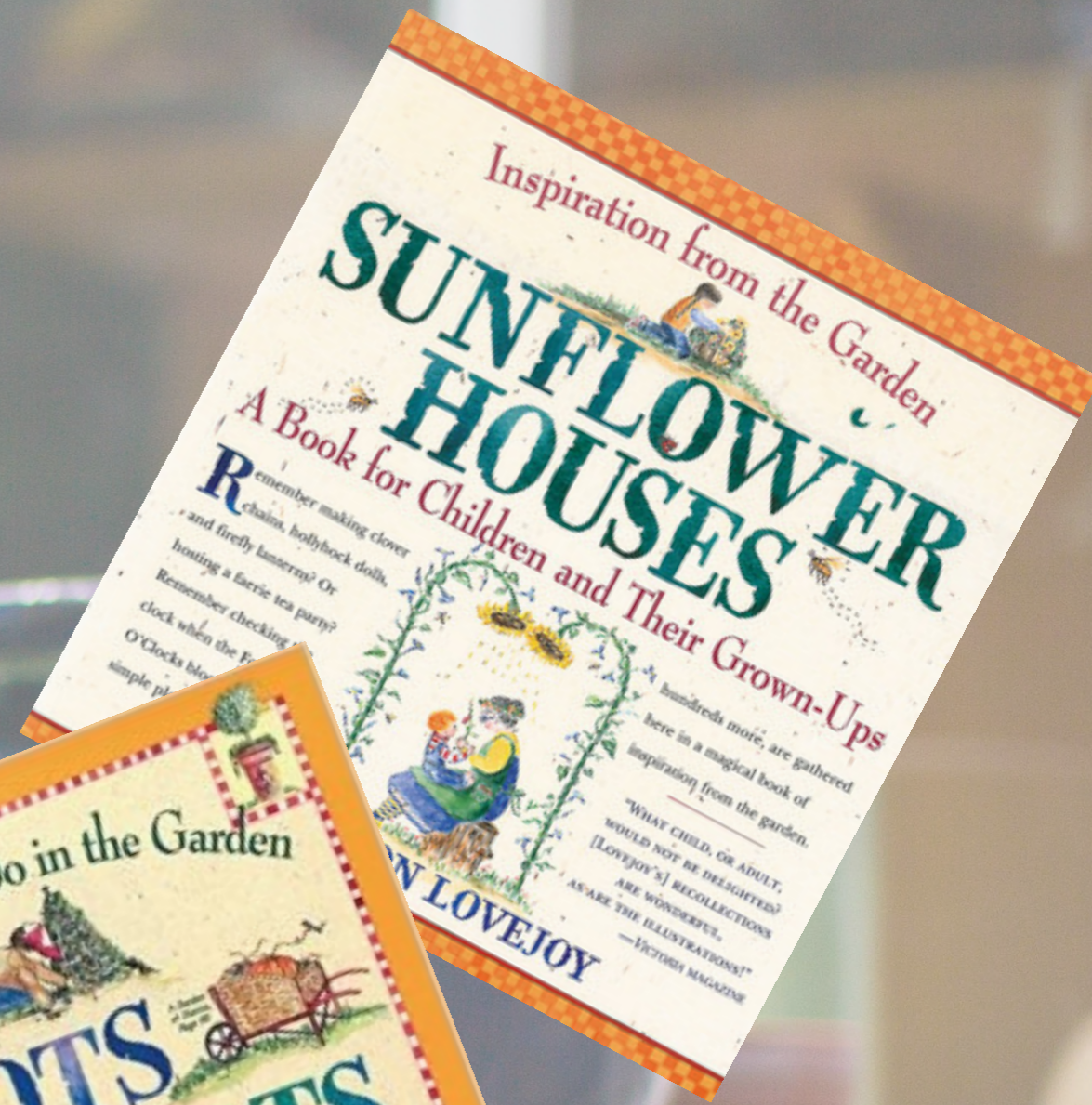
A young girl with dark hair is shown from the chest up, looking down at an open book. The book has a green cover with the title 'THE YOUNG F...' visible. The background is softly blurred, showing what appears to be a library or bookstore setting with other people and bookshelves.


It all adds up!

10 minutes **X** every other day = **30 hours/year**

200+ picture books in one year

Add beauty



A wicker basket filled with various art supplies including crayons, colored pencils, and markers. The items are scattered throughout the basket, with some in the foreground and others in the background. The lighting is soft and even, highlighting the textures of the wicker and the colors of the art supplies.

Crayons

Colored pencils


Watercolor paints

Tempera paints

Color Wonder Kits

Finger paint

Melissa & Doug Coloring Books + watercolors

- 
- Gardening
 - U-Pick Farms
 - Simple art projects
 - Music
 - Pick flowers for the table
 - Poetry teatime

HOW ARE YOU DOING?

0...1...2...3...4...5

5 principles to remember

You are Mama first.

Do less.

There is literally no rush.

Just help your child to the next step.

The most important piece:
living well.

Workbook Assignment

Look back on those fears you wrote down on page 5 of your workbook.

On page 9, jot down any continuing fears and something you can do to make progress on tackling it head-on.

Share your golden nugget
in the chatbox

